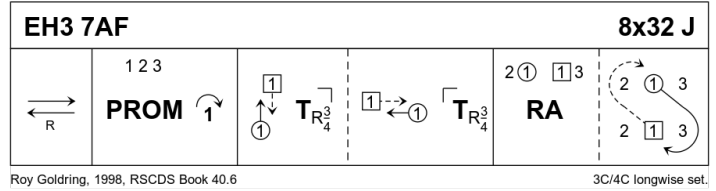


VISCDS Ball 2023

1 EH3 7AF J32 · 3/4L

Roy Goldring: RSCDS XL 6 · Crib: E-cribs · Diagram: Keith Rose's Diagrams

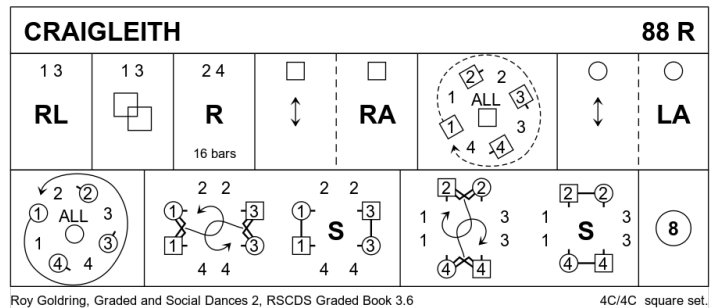
- 1- 1c lead down the middle and up, on [8]
2c+3c step in for
- 9- 1c+2c+3c Promenade, at end 1c cast
off (to 2,1,3)
- 17- 1c cross Rsh | turn 1cnr RH ; cross
up/dn Rsh | turn 2cnr RH (2,1x,3) |
- 25- 2c+1M & 1W+3c RHA ; 1c ½Fig 8 Rsh round 4cnr (2,1,3)



2 CRAIGLEITH R88 · 4S

Roy Goldring: A Third Book of Graded Scottish Country Dances · Crib: E-cribs · Diagram: Keith Rose's Diagrams

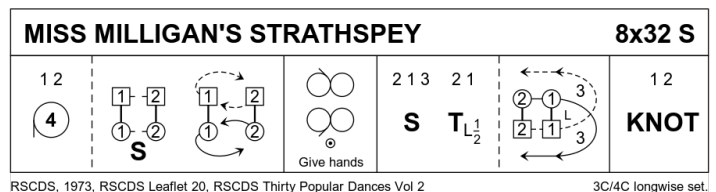
- 1- 1c+3c R&L
- 9- 1c+3c L-Chain
- 17- 2c+4c R&L
- 25- 2c+4c L-Chain
- 33- All W A&R, RHA, finish facing out
- 41- All W Chase clw round set (cast behind
P to begin)
- 49- All M A&R, LHA, , finish facing out
- 57- All M Chase cclw round set (cast
behind P to begin)
- 65- 1c+3c Promenade cclw round inside of set to own place, set facing in
- 73- 2c+4c Promenade clw round inside of set to own place, set facing in
- 81- All circle8 and back



3 MISS MILLIGAN'S STRATHSPEY S32 · 3/4L

RSCDS: The Leaflet Dances with Music · Crib: E-cribs · Diagram: Keith Rose's Diagrams

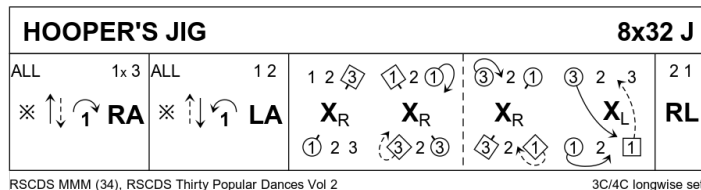
- 1- 1c+2c circle4 L, finish NHJ 1c facing
2c ; set, 1c turning in to face up | 1c
cast off, 2c dance up (2,1,3)
- 9- Mirror Reels3 on the sides, 1c start
down and in, join hands when possible,
2c+3c finish with loops
- 17- 2c+1c+3c set | 2c+1c ½ LH turn and face down ; lead (LHJ) down, cross below 3c and cast up
(1,2,3)
- 25- 1c+2c the Knot. (2,1,3)



4 HOOPER'S JIG J32 · 3/4L

Miss Milligan's Miscellany of Scottish Country Dances · Crib: E-cribs · Diagram: Keith Rose's Diagrams

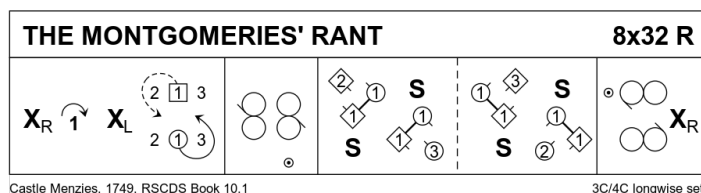
- 1- All clap, 1c cross Rsh and cast off one (2c up) ; 1c+3c RHA
- 9- All clap, 1c cross back Rsh, cast up to own place (2c down) ; 1c+2c LHA
- 17- 1M+3W change places RH | 1W+3M change RH, **while{2}** 1M+3W dance a Rsh loop ; 1M+3W cross back RH **while{2}** 1W+3M loop | 1W+3M cross back LH, 1W to 2pl **while{2}** 1M casts to 2pl (2c up)
- 25- 2c+1c R&L



5 THE MONTGOMERIES' RANT R32 · 3/4L

Castle Menzies (18C): RSCDS X 1 · Crib: E-cribs · Diagram: Keith Rose's Diagrams

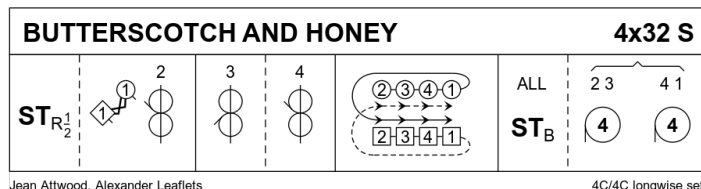
- 1- 1c cross RH | cast off (2c up) ; cross LH | cast L (W up, M down)
- 9- 2c+1W & 1M+3c Rsh Reels3 across
- 17- 1c NHJ set to 2W (swivel ½ inwards), set to 3M (veer L together), set to 3W (swivel ½ inwards), set to 2M (and face own 2cnr)
- 25- Reels3{6} on the sides, Rsh to 2cnr | 1c cross RH to 2pl



6 BUTTERSCOTCH AND HONEY S32 · 4/4L

Jean Attwood: Braes o' Lochaber and Three More Scottish Country Dances · Crib: E-cribs · Diagram: Keith Rose's Diagrams

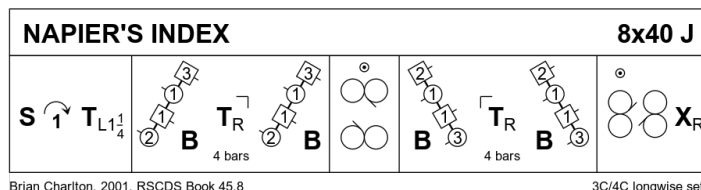
- 1- 1c set, ½RH turn to promhold facing down ; ½ Rsh Reel3 across with 2c, 2c finish in 1plx
- 9- ½ Lsh Reel3 across with 3c, 3c finish in 2plx ; repeat Rsh with 4c to (2x,3x,4x,1x)
- 17- 1c leading, all cast up outside sidelines to the top, cross Lsh to P and dance down on own sidelines (2,3,4,1)
- 25- All set and turn partners BH ; 2c+3c & 4c+1c Circle4 L.



7 NAPIER'S INDEX J40 · 3/4L

Brian Charlton: RSCDS XLV 8 · Crib: E-cribs · Diagram: Keith Rose's Diagrams

- 1- 1c set | cast off ; turn LH 1¼ into
- 9- 1c+1cnrs BiL | 1c+1cnr turn RH {4} | repeat BiL
- 17- 1c+cnrs Reels3 on the sides, Lsh to 2cnr, 1c finish LHJ and RHJ with 2cnr
- 25- 1c+2cnr repeat [9-16]
- 33- Reels3 across, 1c Lsh to 3cnr, at end 1c cross RH as 2c+3c curve into place (2,1,3)



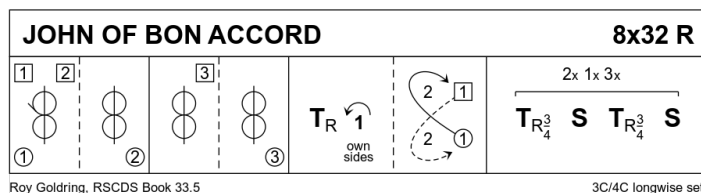
8 JOHN OF BON ACCORD R32 · 3/4L

Roy Goldring: RSCDS XXXIII 5 · Crib: E-cribs · Diagram: Keith Rose's Diagrams

1-16 4 progressive ½ Reels 3 across, as follows: 1c+2W (1c start Rsh to P) ; 1c+2M (start Lsh) ; 1c+3W (Rsh) ; 1c+3M (Lsh), 1c finish in 3pl a bit in from the sidelines (2c & 3c finish their reels in 1plx and 2plx)

17– 1c turn RH, cast up one place on own sides (3c down) ; 1c ½ Fig8 round 2c (2x, 1x, 3x)

25– All turn P ¾ RH to face P along the midline | All Set retaining RHJ ; all turn P ¾ RH | All Set (2,1,3)



9 MRS STEWART OF FISH HOEK S32 · 3/3L

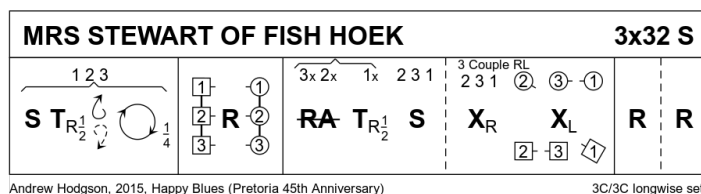
Andrew Hodgson: Happy Blues (Pretoria 45th Anniversary) · Crib: E-cribs · Diagram: Keith Rose's Diagrams

1-- All set | turn P RH ½ and cast to opposite side | chase ¼ round clw into facing lines across (M below W)

9-- All set | turn P RH ½ and cast to opposite line | chase ¼ round clw into (3x, 2x, 1x)

17-20 3c+2c ½ RHA as 1c turn RH ½ | All set (2,3,1)

21-32 R&L for 3 couples (2,3,1)



10 FLOWERS OF EDINBURGH R32 · 3/4L

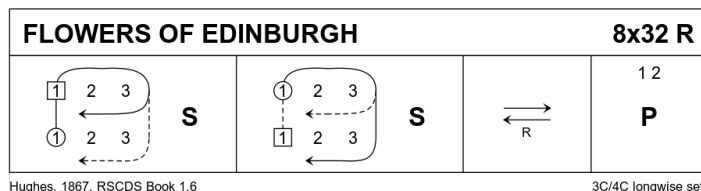
RSCDS I 6 · Crib: E-cribs · Diagram: Keith Rose's Diagrams

1– 1W followed by 1M casts off 2, 1W crosses below 3c and casts up M side while 1M dances up the middle, both to P's place {6} | 1c set

9– 1c repeat with 1M casting, finishing in original places

17– 1c lead down the middle and up

25– 1c+2c Poussette



11 BREAK

12 THE WHITE COCKADE R32 · 3/4L

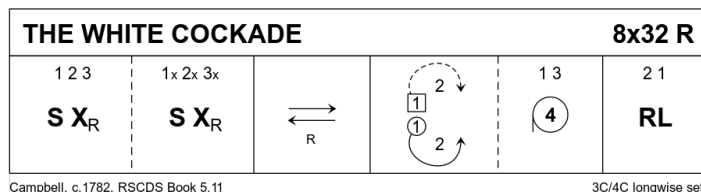
Preston (18C): RSCDS V 11 · Crib: E-cribs · Diagram: Keith Rose's Diagrams

1– 1c+2c+3c set and cross RH ; repeat

9– 1c lead down the middle ; and up, staying in the middle

17– 1c long cast to 2pl (2c up) ; 1c+3c circle 4 L

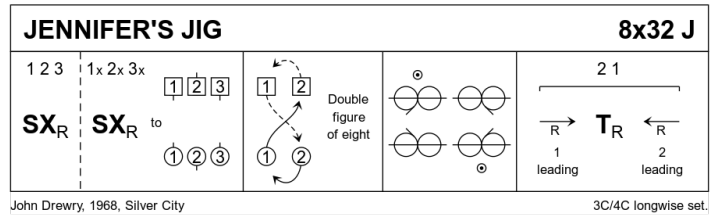
25– 2c+1c R&L.



13 JENNIFER'S JIG J32 · 3/4L

John Drewry: *Bon Accord Book of Scottish Country Dances · Crib: E-cribs · Diagram: Keith Rose's Diagrams*

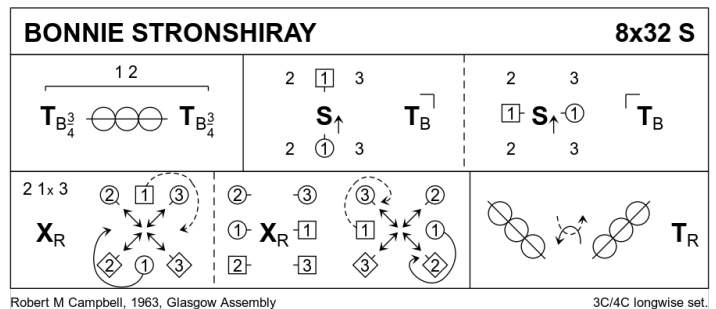
- 1- 1c+2c+3c set | cross RH ; repeat & 2c face out
- 9- 1c+2c DblFig8 (1c cross down), at end 2c face out and up (1,2,3)
- 17- 1c+2c+3c Inveran reels (1c cross down, and cross up from the bottom, 2c+3c full reel3 on own side) (1,2,3)
- 25- 1c with 2c following lead down {3}, turn RH ½ {1} ; turn on ½ moving upwards | 2c+1c lead up (to 2,1,3)



14 BONNIE STRONSHIRAY S32 · 3/4L

Robert M Campbell: *Glasgow Assembly And Other Scottish Dances · Crib: E-cribs · Diagram: Keith Rose's Diagrams*

- 1- 1c+2c Half Reel Progression (both turn BH ¾ onto midline, ½ Reel4, turn BH ¾) to (2,1,3)
- 9- 1c set advancing and passing, turn 1cnrs BH to finish between end couples ; repeat with 2cnrs to finish (2,1x,3)
- 17- 2c+1c+3c cross RH (1c face out and corners face in diagonally) | [19-20] corners advance {1} and retire {1} **while**{2} 1c casts R to finish between end couples ; in lines across all change places RH (up / down) | Repeat [19-20] from new places, 1c finish BtoB facing 4cnr (2cnr persons)
- 25- 1c ½Reel4 with these cnrs, pass Lsh round P to face 3cnr (1cnr persons) ; ½Reel4 with these cnrs, at end turn RH to 2pl own sides

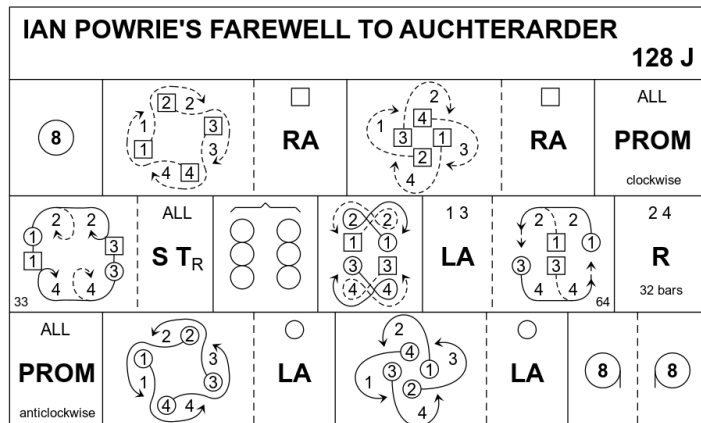


15 IAN POWRIE'S FAREWELL TO AUCHTERARDER

J128 · 4S

Bill Hamilton: *Thirty Popular Dances, Volume Two · Crib: E-cribs · Diagram: Keith Rose's Diagrams*

- 1-- Circle8 L and back
- 9-- All W pass in front of P, dance behind next M ; RHA in the centre
- 17-- All W cross in front of opposite M, dance behind next M ; RHA, joining P for
- 25-- All Promenade once round clw (but see note)
- 33-- 1c+3c (W following M) dance on 1 place clw and in (M round M, W round W) to face next couple ; set to and turn that person RH
- 41-- Reels4 across
- 49-- Fig8, 1c round 2c, 3c round 4c
- 57-- 1c+3c LHA ; 1c/3c dance out Lsh round 2c/4c (M round M, W round W) and cclw to places
- 65--96 2c+4c repeat bars 33-64
- 97-- All Promenade once round cclw
- 105-120 The Men repeat [9-24] cclw with LHA in the centre
- 121-- Circle8 RIGHT and back (see note)



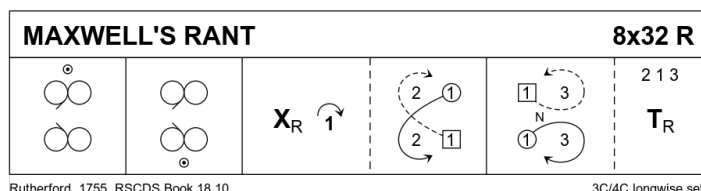
Bill Hamilton, Ian Powrie's Farewell to Auchterarder, Edinburgh 90th, RSCDS 30 Popular Dances V 2 4C/4C square set.

Note: This crib follows the current way of dancing. In the original instructions, the promenade [25-32] is cclw. Bill Hamilton said in 'hindsight' this promenade should be clw, but preferred not to change the official instructions. Bill disapproved of another variant, where the circle [121-128] is continued to the R only.

16 MAXWELL'S RANT R32 · 3/4L

David Rutherford: *RSCDS XVIII 10 · Crib: E-cribs · Diagram: Keith Rose's Diagrams*

- 1-- Mirror Reels3 on the sidelines (1c cross down) (1x,2,3)
- 9-- 1c cross back into mirror Reels3 on own sides
- 17-- 1c cross RH | cast (2c up) ; ½ Fig8 round 2c
- 25-- 1c dance down between 3c and cast up to 2pl ; 2c+1c+3c turn RH



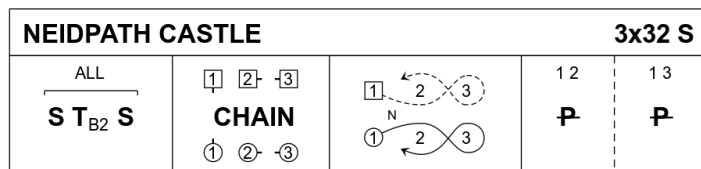
Rutherford, 1755, RSCDS Book 18.10

3C/4C longwise set.

17 NEIDPATH CASTLE S32 · 3/3L

Derek Haynes: *RSCDS XXII 9 · Crib: E-cribs · Diagram: Keith Rose's Diagrams*

- 1-- All set | all turn BH twice | all set
- 9-- G-Chain (1c cross to start)
- 17-- 1c Fig8 on own side round 2c+3c, starting inwards. On [24] 1c+2c dance in for
- 25-- 1c+2c ½ Poussette, on [28] 1c continue slow turn and 3c dance in ; 1c+3c ½ Poussette (2,3,1)



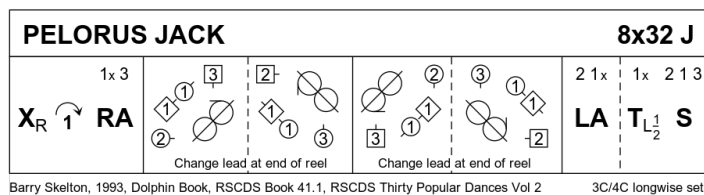
Derek Haynes, RSCDS Book 22.9

3C/3C longwise set.

18 PELORUS JACK J32 · 3/4L

Barry Skelton: RSCDS XLI 1 · Crib: E-cribs · Diagram: Keith Rose's Diagrams

- 1- 1c cross RH, cast (2c up) ; 1c+3c RHA, finish 1M facing 1cnr, 1W behind him
- 9- 1c in tandem +1cnrs ½ diagonal Reel3, Rsh to 3W (1M & 1W loop R singly for lead change, so 1W now leads P) ; ½ diagonal Reel3, Rsh to 2W (+ lead change)
- 17- Continue pattern twice
- 25- 2c+1c LHA ; 1c turn LH ½ | all set (2,1,3)



19 THE DEIL AMANG THE TAILORS R32 · 3/4L

RSCDS XIV 7 · Crib: E-cribs · Diagram: Keith Rose's Diagrams

- 1- 1c+2c set, ½ RHA ; set, ½ LHA
- 9- 1c lead down the middle and up, 2c step in for
- 17- 1c+2c Allemande
- 25- 2c+1c+3c circle6 and back.

